



**Collection of  
English Country Dances  
From the French Court**

**by**

**Raoul-Auger Feuillet**

**1706**

***Original Arrangement***

**Donald Pauley  
2010**

In the late 1600s, English Country Dance became very popular in the French Court. Many English dances were modified to suit French tastes and other dances were composed in the English style. Raoul-Auger Feuillet published a collection of 32 dances in 1706. Fifteen have identifiable English origins, three by Feuillet, five by a M. Voisin and the remaining by unidentified composers - presumably French.

Feuillet used a graphical notation, partially developed by himself, to describe the dances. While his method is very specific it also is very long - requiring about 200 pages for the 32 dances.

I have decoded the graphic instructions into text. The elegant steps of the French court dances have been replaced by English setting. Anyone interested in the French steps can consult the original document.

# La bonne amitie (Jamaica)



1. First couple take right hands, left hands, then turn half.
2. Neighbors take right hands, left hands, then turn half .
3. Hands with neighbor, lead forward and fall back.
4. First couple half figure eight up.

# La Jalousie (Jealousy)



1. First couple side right.
2. First couple side left.
3. First couple back to back.
4. First couple clap own hands 4 times, threaten 4 times, repeat with neighbor. Two hand turn neighbor half.

**Note:** Last figure is 6 measures

# La Bergere

(The Female Shepherd)




1. First corners forward and back.
2. Second corners forward and back.
3. First couple cross and cast down, Second move up.
4. First couple two hand turn half, end close and fall back.

# Le Pistolet (The Pistol)



1. First couple side right.
2. First couple side left.
3. First couple clap, set to right and turn single left,
4. Two hand turn neighbor once and a half.

# Les Manches Vertes (Green Sleeves)



1. First couple right hand turn once and a half.
2. Neighbors right hand turn once.
3. First couple left hand turn once and a half.
4. Neighbors right hand turn once.
5. Second couple half figure eight up.
6. Four hands slip left one half.
7. Second couple cast down and cross up.
8. Each couple two hand turn partner a half and fall back.

# Excuses my (Excuse Me)



1. First couple cross and cast down. Second move up.
2. First couple two hand turn partner one half and fall back.
3. Second couple cross and cast down. First move up.
4. Second couple two hand turn partner half and fall back.
5. First corners forward and back.
6. Second corners forward and back.
7. First couple cross and cast down into a half figure eight.  
Second moves up.
8. Second couple cast down into a full figure eight.

Note: Figures 7 and 8 have 8 measures.



# Le Prince George (Prince George)



## Verse 1

- 1, 2. First couple full figure eight down.
3. First couple cross, cast down into a line of four facing up.
4. Line lead up and fall back.
5. First couple cross up and cast down. Second move up.
6. Four hand circle once.

## Verse 2

1. First couple side right.
2. First couple side left.
3. First couple cross and cast down. Second move up.
4. First couple two hand turn.
5. First couple half figure eight up.
6. Four hand slipping circle once.

# Les Galeries d'Amour (Galleries of Love)



## Verse 1

- 1, 2. First couple full figure eight.
3. First couple turn single up and set.
4. First couple turn single down and set.
5. First couple clap right hands, left hands, turn single up.
6. Neighbors clap right hands, left hands, half gypsy to progressed places.

## Verse 2

1. First couple lead down and cast up.
2. First couple cross down and cast up to line of four.
3. Line lead up, turn alone and lead down.
4. Line lead down, turn alone and lead up.
5. First couple cast down and set.
6. First couple cross up for half figure eight.

# La Buffecotte

## (Buffcoat)

### (Yellow Leather Jacket)



#### Verse 1

1. First couple cast down. Second move up.
2. First couple cast up. Second move down.
3. First couple cross and cast down. Second move up.
4. First couple two hand turn once and one half.


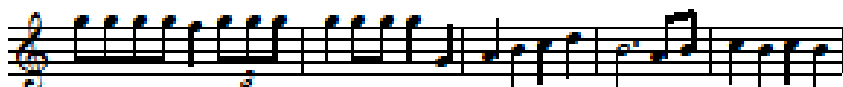
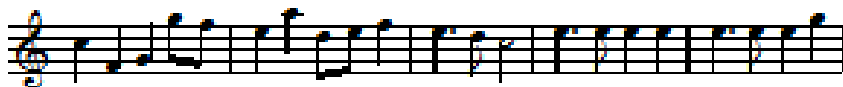
#### Verse 2

- 1,2. First couple full figure eight down.
3. First couple cross and cast down. Second move up.
4. First couple two hand turn once and one half.

#### Verse 3

1. First couple cross and cast down into line of four facing up.
2. Line lead up and fall back.
3. First couple cross up and cast down.
4. First couple two hand turn once .



# Le Carillon d'Oxford (Christ Church Bells)



1. First corners back to back.
2. First couple right hand turn once.
3. Second corners back to back.
4. First couple left hand turn once.
5. Four hand circle once.
6. First couple clap right hands, left hands and cast down.  
Seconds move up.

# Podain

(A personal or place name?)



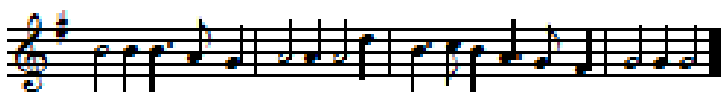

1. First couple two hand turn one half.
2. First couple cast down. Second move up.
3. Two couples in a double and fall back.
4. First couple right hand turn once into line facing up.
5. Line lead up and fall back.
6. First couple cross up and cast down. Second move up.

# Le Tourbillon (The Whirlpool)



1. First couple right hand turn one half, Clap and twirl wrists three times.
2. First couple left hand turn one half, Clap and twirl wrists three times.
3. First couple lead up and cast down. Second move up.
4. First couple fall back and half gypsy.

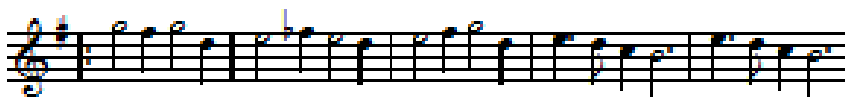
# Jeanne qui saute (Bobbing Joan)



1. First couple side right then left.
2. First couple jump forward turning right, left, right, left.  
Repeat jumping backward.
3. First couple two hand turn to left once.
4. Repeat figure 2.
5. First couple two hand turn to right once and a half.

**Note:** There is no obvious progression. This could be fixed by neighbors turning in the final figure.

# La Lirboulaire (Lilliburlero)



## Verse 1

1. First couple lead down and cast up.
2. Second couple lead up and cast down.
3. All fall back, come forward and clover leaf turn single.
4. Back to back with neighbor.
5. Right hand turn neighbor once.
6. First couple right hand turn, cast down. Second move up.

## Verse 2


1. First corners right hand turn.
2. Second corners right hand turn.
3. First couple cross and cast down.
4. First couple right hand turn.
5. First couple cross and cast up.
6. First couple cast down. Second move up.

## Verse 3

1. Right hand turn neighbor once.
2. Left hand turn neighbor once.
3. First couple half figure eight down.
4. First couple slip down and cast down to line facing up.
5. Line lead up and fall back.
6. First couple cross up and cast down. Second move up.



# La Coquette (The Flirt)



1. First couple side right and left.
2. First couple slip right and left.
3. First couple two hand turn twice.
4. First couple slip left and right.
5. First couple two hand turn to right once and a half.

**Note:** There is no obvious progression but this could be fixed in Figure 5 by turning neighbors.

# Vienne (Vienna)



1. First corners right hand turn.
2. Second corners right hand turn.
3. First couple cross and cast down. Second move up.
4. First couple half figure eight up.
5. First couple half figure eight down.
6. First couple right hand turn once and fall back.
7. First couple half figure eight up.
8. First couple forward and fall back.

# Le Menuet de la Reine (The Queen's Minuet)




## Verse 1

1. First couple half gypsy and fall back.
2. Neighbors half gypsy and fall back. (a la Hole in the Wall crossing)
3. First couple half figure eight up.
4. Slipping circle to left.
5. Slipping circle to right.

## Verse 2


1. First corners right hand turn.
2. Second corners the same.
3. First couple cross, cast down, lead up between neighbors, and face down.
3. First couple lead down and cast up to original position, improper.
3. First couple cross and cast down.

# Le Menuet du Chevalier (The Knight's Minuet)



1. First corners side right.
2. First corners two hand turn once and fall back.
3. Second corners side right
4. Second corners two hand turn once and fall back.
5. First couple cross, cast down, half figure eight up. Second move up on second measure.
6. First couple two hand turn once and fall back.

# La Valantine (Valentine)



1. First couple lead up, turn in and lead down while second lead down, turn and lead up.
2. Neighbors lead out, turn in and and lead in.
3. First corners cross. Second corners wait then cross.
4. Both couples fall back, cross with partners. (6 measures)
5. First corner positions lead in, turn back to back and clap. Second wait then do the same.
6. All turn single right to place and clap. (2 measures)
7. Slipping circle once to left.

# La Bouree de Basque

## (Basque Bouree)

(Triple minor)



### Verse 1

1. First couple cross and cast down. Second move up.
2. First couple cross and cast down below third couple.
3. First couple lead to top and cast down.
4. First couple cross and cast down below third to line .
5. Line lead up and fall back.
6. First couple cross up through second and cast down.

### Verse 2

- 1, 2. First couple full figure eight down.
3. First couple cross and cast down. Second move up.
4. First couple cross and cast down below third to line.
5. Line lead up and fall back.
6. First couple lead up through second and cast down.

# La Bacante (Drunken Woman)




1. First corners back to back.
2. First corners right hand turn.
3. Second corners back to back.
4. Second corners right hand turn.
5. First couple cast down cross and cast up.
6. First couple forward and back.
7. First couple set and two hand turn half.
8. First couple set and cast down. Second move up.

Note: Figure 5 has 6 measures.

# La Matelote

## (The Female Sailor)



1. First couple lead up and cast down.
2. First couple lead down and cast up.
3. First couple half figure eight down.
4. First couple right hand turn.
5. Neighbors back to back.
6. Neighbors two hand turn.
7. First couple back to back.
8. First couple two hand turn half and cast down. Second move up.



# La Pantomime

## (Pantomime)



### Verse 1

1. First corners meet, clap right hand and turn single left.
2. Second corners meet, clap right hand and turn single left.
3. First corners jump turning toward neighbor, jump turning toward partner. Second corners wait, do same.
4. First couple set twice and cast down. Second move up.

### Verse 2

1. First couple right hand turn once.
2. First couple left hand turn once.
3. First couple take hands, slip down and up.
4. First couple set twice and cast down. Second move up.

### Verse 1

- 1,2. First couple full figure eight down.
3. First couple take hands, slip down and up.
4. First couple set twice and cast down. Second move up.

# La Folichon


## (Bundle of Laughs)



1. First couple lead down and cast up.
2. First couple cross and cast down into line facing neighbor.
3. Clap right, left, half gypsy and cast into progressed place.  
(Man's line gypsy left, woman's line right.)
4. First couple half figure eight up.



# La Fée (The Fairy)



1. First couple cross and cast down. Second move up.
2. First couple half figure eight up.
3. First couple with hands slip up and down.
4. First couple cast up. Second move down.
5. First couple with hands slip down and up.
6. First couple fall back, come forward and cast down. Second move up.

Note: Figure 6 has 6 measures.

# La Epiphanie (Epiphany)



1. First corners meet, face out, return to place and face in.
2. Second corners meet, face out, return to place and face in.
3. First couple half gypsy.
4. First couple two hand turn once and a half.
5. First couple fall back and come forward.
6. First couple set and cast down. Second move up.

# L'Amoureuse

(The Female Lover)  
(Triple minor)



1. First couple lead up and jump turning out then in.
2. First couple cast to place.
3. Neighbors two hand turn, men left, women right. First couple twirl wrists three times.
4. First couple lead down below third couple. Second and third move up.

# La Fanatique (The Fanatic)



## Verse 1

1. First couple half gypsy, fall back.
2. Neighbors half gypsy, fall back.
3. Neighbors clap own hands, right, own, left. two hand turn half.
4. First couple cross and cast down. Second move up.
5. First couple two hand turn once.

## Verse 2

1. First couple side right.
2. First couple side left.
3. First couple clap own, right, own, left, own, both and own.
4. First couple two hand turn left once and a half.
5. First couple two hand turn right once.

# La Chasse (The Hunt)

(Four couple longways)



1. First couple two hand turn left.
2. First couple two hand turn right.
3. First couple slip down to forth place. Others move up.
4. First couple two hand turn once and a half ending between forth couple.
5. Neighbors (forth) two hand turn once.
6. First couple two hand turn once ending between third couple.
7. Neighbors (third) two hand turn once.
8. First couple two hand turn once ending between second couple.
9. Neighbors (second) two hand turn once.
10. First couple two hand turn once and a half.
11. First couple slip down to forth place.



# La Chaine (The Chain) (Four couple longways)

A

B

## Musical Roadmap


**AA 10xB AA 8x(3xB AA) 2x(10xB AA) BB AA**

1. All lead up and fall back. Repeat.
2. First couple cross and cast down, repeat until bottom, then cross. Others move up as first casts around them. Second start after 8 measures. Then third and fourth
3. All lead up and fall back. Repeat.
4. First man change with second woman, then third man, then forth woman. Repeat figure 3.
5. First woman change with second man, then third woman, then forth man. Repeat figure 3.  
Repeat Figs 4 and 5 until all are home.
6. Men take hands and lead around each woman; alternating right and left. Return to top outside man's line. Repeat figure 3. Women do the same. Repeat figure 3.
7. Top couple cast down to lead line around and back to place. Repeat figure 3.

**Note.** In figures 2, 4 & 5, each **B** music (4 measures) is finished with a jump.

# La Nouvelle Figure

## (The New Figure)



1. Both couples lead up and fall back. Repeat.
2. First corners balance back and forward; right hand turn once.
3. Second corners the same.
4. First corners back to back.
5. Second corners back to back.
6. First couple clap own, right, own, left, own, both. Turn single up to place.
7. Neighbors clap own, right, own, left, own, both. Half gypsy to progress.



